


Financial Markets and Institutions

Tenth Edition



Chapter 8

Why Do Financial Crises Occur and Why Are They So Damaging to the Economy?

 Pearson

Copyright © 2024, 2020, 2017 Pearson Education, Inc. All Rights Reserved

8 - 1

Chapter Preview (1 of 3)

Financial crises are major disruptions in financial markets characterized by sharp declines in asset prices and firm failures. Beginning in August 2007, the United States entered into a crisis that was described as a “once-in-a-century credit tsunami.”

 Pearson

Copyright © 2024, 2020, 2017 Pearson Education, Inc. All Rights Reserved

8 - 2

Chapter Preview (2 of 3)

Why did this financial crisis occur? Why have financial crises been so prevalent throughout U.S. history, as well as in so many other countries, and what insights do they provide on the current crisis? Why are financial crises almost always followed by severe contractions in economic activity? We will examine these questions in this chapter.

Chapter Preview (3 of 3)

In this chapter, we develop a framework to understand the dynamics of financial crises. Topics include:

- What Is a Financial Crisis?
- Dynamics of Financial Crises in Advanced Economies

What Is a Financial Crisis? (1 of 2)

- In Chapter 7, we discussed how a functioning financial system is critical to a robust economy.
- However, both moral hazard and adverse selection are still present. The study of these problems (agency theory) is the basis for understanding and defining a financial crisis.

What Is a Financial Crisis? (2 of 2)

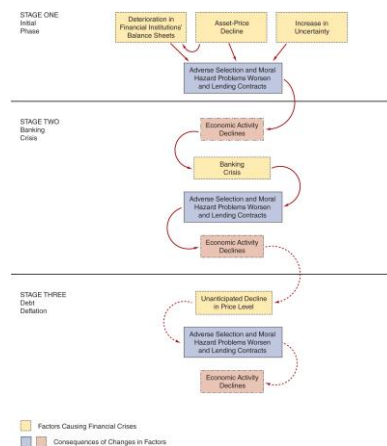
- Asymmetric information creates barriers between savers and firms with productive investment opportunities.
- A financial crisis occurs when information flows in financial markets experience a particularly large disruption. Financial markets may stop functioning completely.

Dynamics of Financial Crises in Advanced Economies

- Financial crises hit countries like the United States every so often, and each event helps economists gain insights into present-day turmoil.
- These crises usually proceed in two or three stages, as the next two slides outline:

Figure 8.1

Sequence of Events in Financial Crises in Advanced Economies



Stage One: Initial Phase (1 of 6)

Financial crisis can begin in several ways:

- Credit Boom and Bust
- Asset-Price Boom and bust
- Increase in Uncertainty

Stage One: Initial Phase (2 of 6)

- The seeds of a financial crisis can begin with **mismanagement of financial liberalization or innovation**:
 - elimination of restrictions
 - introduction of new types of loans or other financial products
- Either can lead to a credit boom, where risk management is lacking.

Stage One: Initial Phase (3 of 6)

- Government safety nets weaken incentives for risk management. Depositors ignore bank risk-taking.
- Eventually, loan losses accrue, and asset values fall, leading to a reduction in capital.
- Financial institutions cut back in lending, a process called **deleveraging**. Banking funding falls as well.

Stage One: Initial Phase (4 of 6)

- As FIs cut back on lending, no one is left to evaluate firms. The financial system loses its primary institution to address adverse selection and moral hazard.
- Economic spending contracts as loans become scarce.

Stage One: Initial Phase (5 of 6)

A financial crisis can also begin with an **asset-price boom and bust**:

- A pricing bubble starts, where asset values exceed their fundamental values.
- When the bubble bursts and prices fall, corporate net worth falls as well. Moral hazard increases as firms have little to lose.
- FIs also see a fall in their assets, leading again to deleveraging.

Stage One: Initial Phase (6 of 6)

Finally, a financial crisis can begin with an increase in uncertainty:

- Periods of high uncertainty can lead to crises, such as stock market crashes or the failure of a major financial institution. Examples include:
 - 1857, when the Ohio Life Insurance & Trust Company failed
 - 2008, when AIG, Bear Sterns, and Lehman Bros. failed
- With information hard to come by, moral hazard and adverse selection problems increase, reducing lending and economic activity.

Stage Two: Banking Crisis

Deteriorating balance sheets lead financial institutions into insolvency. If severe enough, these factors can lead to a **bank panic**.

- Panics occur when depositors are unsure which banks are insolvent, causing all depositors to withdraw all funds immediately
- As cash balances fall, FIs must sell assets quickly, further deteriorating their balance sheet
- Adverse selection and moral hazard become severe—it takes years for a full recovery

Stage Three: Debt Deflation (1 of 2)

- Consider a firm in 2015 with assets of \$100 million (in 2015 dollars), \$90 million of long-term liabilities, and so \$10 million in net worth.
- Price levels fall by 10% in 2016. Real value of assets (in 2015 dollars) remains the same.
- Real value of liabilities rise to \$99 million (in 2015 dollars), and so net worth falls to just \$1 million!

Stage Three: Debt Deflation (2 of 2)

If the crisis also leads to a sharp decline in prices, **debt deflation** can occur, where asset prices fall, but debt levels do not adjust, increasing debt burdens.

- This leads to an increase in adverse selection and moral hazard, which is followed by decreased lending
- Economic activity remains depressed for a long time

Cases

We will now examine several cases that highlight various financial crises, focusing on how they started and the impact they had:

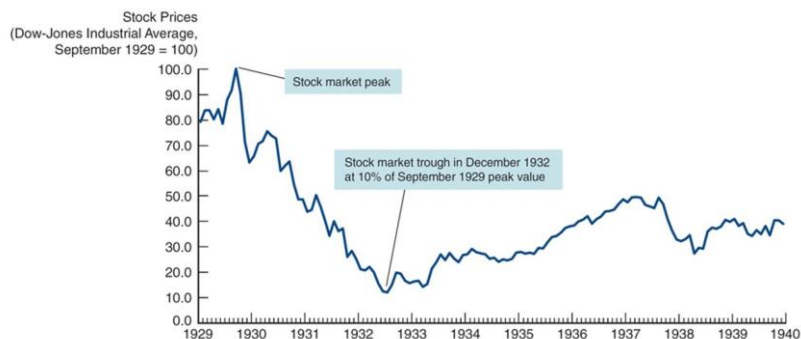
- The Great Depression
- The Global Financial Crisis of 2007–2009

Case: The Great Depression (1 of 5)

- In 1928 and 1929, stock prices doubled in the United States. The Fed tried to curb this period of excessive speculation with a tight monetary policy. But this led to a stock market collapse of more than 20% in October of 1929, and losing an additional 20% by the end of 1929.
- As the next slide shows, the decline continued for several years.

Figure 8.2

Stock Price Data During the Great Depression Period



Source: Federal Reserve Bank of St. Louis, FRED database

<https://fred.stlouisfed.org/series/M1109AUSM293NNBR> .

Case: The Great Depression (2 of 5)

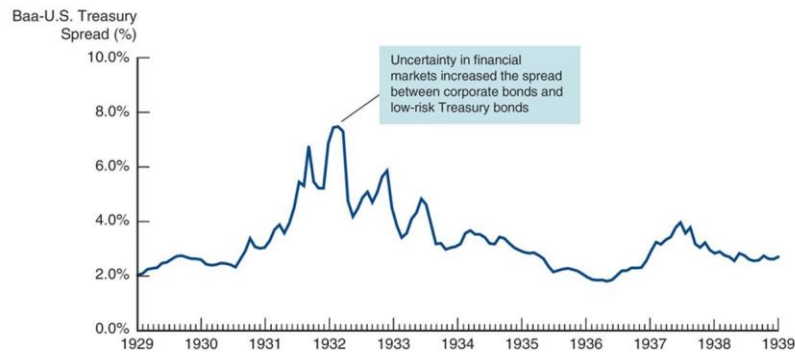
- What might have been a normal recession turned into something far worse, when severe droughts in 1930 in the Midwest led to a sharp decline in agricultural production.
- Between 1930 and 1933, one-third of U.S. banks went out of business as these agricultural shocks led to bank failures.
- For more than 2 years, the Fed sat idly by through one bank panic after another.

Case: The Great Depression (3 of 5)

Adverse selection and moral hazard in credit markets became severe. Firms with productive uses of funds were unable to get financing. As seen in the next slide, credit spreads increased from 2% to nearly 8% during the height of the Depression in 1932.

Figure 8.3

Credit Spreads During the Great Depression



Source: Federal Reserve Bank of St. Louis, FRED database:

<https://fred.stlouisfed.org/series/M13036USM193NNBR> ,

<https://fred.stlouisfed.org/series/LTGOVTBD> .



Copyright © 2024, 2020, 2017 Pearson Education, Inc. All Rights Reserved

8 - 23

Case: The Great Depression (4 of 5)

- The deflation during the period lead to a 25% decline in price levels.
- The prolonged economic contraction lead to an unemployment rate around 25%.
- The Depression was the worst financial crisis ever in the United States. It explains why the economic contraction was also the most severe ever experienced by the nation.



Copyright © 2024, 2020, 2017 Pearson Education, Inc. All Rights Reserved

8 - 24

Case: The Great Depression (5 of 5)

- Bank panics in the United States spread to the rest of the world, and the contraction of the United States economy decreased demand for foreign goods.
- The worldwide depression caused great hardship, and the resulting discontent led to the rise of fascism and World War II.

Case: The Global Financial Crisis of 2007–2009 (1 of 17)

We begin our look at the 2007–2009 financial crisis by examining three central factors:

- Financial innovation in mortgage markets
- Agency problems in mortgage markets
- The role of asymmetric information in the credit rating process

Case: The Global Financial Crisis of 2007–2009 (2 of 17)

Financial innovation in mortgage markets developed along a few lines:

- Less-than-credit worthy borrowers found the ability to purchase homes through subprime lending, a practice almost nonexistent until the 2000s
- Financial engineering developed new financial products to further enhance and distribute risk from mortgage lending

Case: The Global Financial Crisis of 2007–2009 (3 of 17)

Agency problems in mortgage markets also reached new levels:

- Mortgage originators did not hold the actual mortgage, but sold the note in the secondary market
- Mortgage originators earned fees from the volume of the loans produced, not the quality
- In the extreme, unqualified borrowers bought houses they could not afford through either creative mortgage products or outright fraud (such as inflated income)

Case: The Global Financial Crisis of 2007–2009 (4 of 17)

Finally, the rating agencies didn't help:

- Agencies consulted with firms on structuring products to achieve the highest rating, creating a clear conflict
- Further, the rating system was hardly designed to address the complex nature of the structured debt designs
- The result was meaningless ratings that investors had relied on to assess the quality of their investments

Mini-Case: CDOs (1 of 3)

Before continuing with the crisis, let's take a detour and see how Collateralized Debt Obligations (CDOs) played a role in the crisis.

- A **special purpose vehicle** (SPV) is created to buy assets, create securities from those assets, and then sell those securities to investors.
- In a CDO, the securities (or tranches) are created based on default priorities. The first defaults go to the lowest rated tranches. The highest rated tranches suffer defaults if most of the assets default.

Mini-Case: CDOs (2 of 3)

There are many, many tranches in a CDO, each with different exposure to defaults:

- The highest rated tranches are called super senior tranches
- The next bucket is known as the senior tranche—it has a little more risk and pays a higher interest rate
- The next tranche is the mezzanine tranche—it bears more risk and has an even higher interest
- The lowest tranche is the equity tranche—this is the first tranche that suffers losses from defaults

Mini-Case: CDOs (3 of 3)

- If this sounds complicated, you are right. It can be difficult to determine exactly what they are worth and who has the rights to what cash flows.
- In a speech in the middle of the crisis, Ben Bernanke, the chairman of the Federal Reserve, joked that he “would like to know what those damn things are worth.”
- Bottom line—increased complexity of structured products can actually reduce the amount of information in financial markets. Makes you wonder who is willing to buy these in the first place!

Case: The Global Financial Crisis of 2007–2009 (5 of 17)

Many suffered as a result of the 2007–2009 financial crisis. We will look at five areas:

- U.S. residential housing
- FI's balance sheets
- The “shadow” banking system
- Global financial markets
- The failure of major financial firms

Case: The Global Financial Crisis of 2007–2009 (6 of 17)

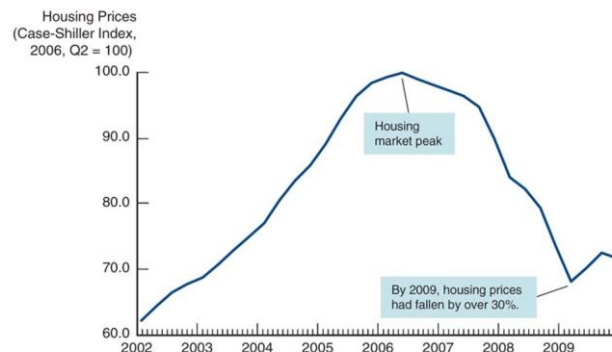
- Initially, the housing boom was lauded by economics and politicians. The housing boom helped stimulate growth in the subprime market as well.
- However, underwriting standard fell. People were clearly buying houses they could not afford, except for the ability to sell the house for a higher price.

Case: The Global Financial Crisis of 2007–2009 (7 of 17)

- Lending standards also allowed for near 100% financing, so owners had little to lose by defaulting when the housing bubble burst.
- The next slide shows the rise and fall of housing prices in the United States. The number of defaults continues to plague the U.S. banking system.

Figure 8.4

Housing Prices and the Financial Crisis of 2007–2009



Source: Case-Shiller 20-City Composite Home Price Index in Federal Reserve Bank of St. Louis, FRED database: <https://fred.stlouisfed.org/series/SPCS20RSA> .

Was the Fed to Blame for the Housing Price Bubble? (1 of 2)

- Some argue that low interest rates from 2003 to 2006 fueled the housing bubble (the Taylor rule).
- In early 2010, Mr. Bernanke rebutted this argument. He argued rates were appropriate.

Was the Fed to Blame for the Housing Price Bubble? (2 of 2)

- He also pointed to new mortgage products, relaxed lending standards, and capital inflows as more likely causes.
- Bernanke's speech was very controversial, and the debate over whether monetary policy was to blame for the housing price bubble continues to this day.

Case: The Global Financial Crisis of 2007–2009 (8 of 17)

- As mortgage defaults rose, banks and other FIs saw the value of their assets fall. This was further complicated by the complexity of mortgages, CDOs, defaults swaps, and other difficult-to-value assets.
- Banks began the deleveraging process, selling assets and restricting credit, further depressing the struggling economy.

Case: The Global Financial Crisis of 2007–2009 (9 of 17)

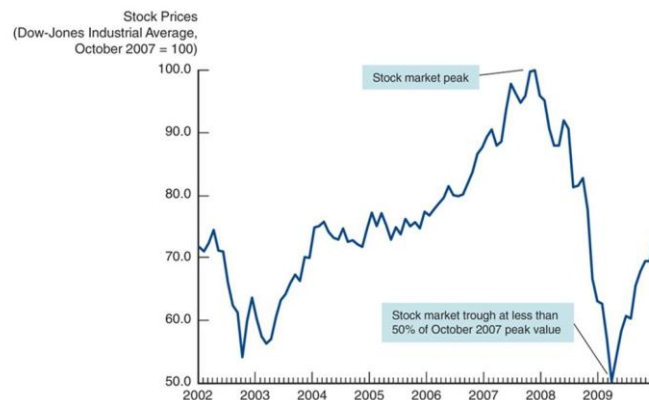
- The **shadow banking system** also experienced a run. These are the hedge funds, investment banks, and other liquidity providers in our financial system. When the short-term debt markets seized, so did the availability of credit to this system. This led to further “fire” sales of assets to meet higher credit standards.

Case: The Global Financial Crisis of 2007–2009 (10 of 17)

- As seen on the next two slides, the fall in the stock market and the rise in credit spreads further weakened both firm and household balance sheets.
- Both consumption and real investment fell, causing a sharp contraction in the economy.

Figure 8.5

Stock Prices and the Financial Crisis of 2007–2009

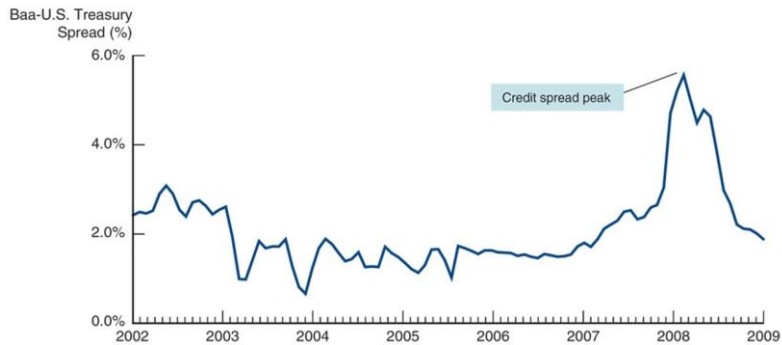


Source: Federal Reserve Bank of St. Louis, FRED database,

<https://fred.stlouisfed.org/series/DJIA> .

Figure 8.6

Credit Spreads and the 2007–2009 Financial Crisis



Source: Federal Reserve Bank of St. Louis, FRED database,

<https://fred.stlouisfed.org/series/BAA10Y> .



Copyright © 2024, 2020, 2017 Pearson Education, Inc. All Rights Reserved

8 - 43

Case: The Global Financial Crisis of 2007–2009 (11 of 17)

- Europe was actually the first to raise the alarm in the crisis. With the downgrade of \$10 billion in mortgage-related products, short-term money markets froze, and in August 2007, a French investment house suspended redemption of some of its money market funds. Banks and firms began to hoard cash.



Copyright © 2024, 2020, 2017 Pearson Education, Inc. All Rights Reserved

8 - 44

Case: The Global Financial Crisis of 2007–2009 (12 of 17)

- The end of credit led to several bank failures.
- Northern Rock was one of the first, relying on short-term credit markets for funding. Others soon followed.
- By most standards, Europe experienced a more severe downturn than the United States.

Case: The Global Financial Crisis of 2007–2009 (13 of 17)

Finally, the collapse of several high-profile U.S. investment firms only further deteriorated confidence in the United States.

- March 2008: Bear Sterns fails and is sold to JP Morgan for 5% of its value only 1 year ago
- September 2008: both Freddie and Fannie put into conservatorship after heaving subprime losses.

Case: The Global Financial Crisis of 2007–2009 (14 of 17)

Finally, the collapse of several high-profile U.S. investment firms only further deteriorated confidence in the United States.

- September 2008: Lehman Brothers files for bankruptcy. Merrill Lynch sold to Bank of America at “fire” sale prices. AIG also experiences a liquidity crisis.

Case: The Global Financial Crisis of 2007–2009 (15 of 17)

The crisis and impaired credit markets have caused the worst economic contraction since World War II.

- The crisis peaked in September of 2008.
- Congress passed a bailout package, but the stock market continued to decline, and credit spreads reached over 500 bps.

Case: The Global Financial Crisis of 2007–2009 (16 of 17)

- The fall in real GDP and increase in unemployment to over 10% in 2009 impacted almost everyone.
- The recession that started in December 2007 became the worst economic contraction in the United States since World War II, and is now called the “Great Recession.”

Case: The Global Financial Crisis of 2007–2009 (17 of 17)

- Starting in March 2009, a bull market in stocks got under way and credit spreads began to fall.
- Unfortunately, the pace of the recovery has been slow.
- Global: The European Sovereign Debt Crisis
 - Up until 2007, all the countries that had adopted the euro found their interest rates converging to very low levels.
 - At the same time, several of these countries were hit very hard:
 - Lower tax revenue from economic contraction
 - High outlays for FI bailouts
 - Fear of gov’t default cause rates to surge

Global: The European Sovereign Debt Crisis (1 of 2)

- Greece was the first domino to fall
 - In September 2008, the government projected a 6% deficit and debt-to-GDP of 100%
 - In October, with newly elected officials, numbers were shown to be far worse
 - Fear of default caused rates on Greek debt to peak near 40%
 - Debt-to-GDP rose to 160% in 2012

Global: The European Sovereign Debt Crisis (2 of 2)

- Ireland, Portugal, Spain, and Italy followed
 - Governments forced to embrace austerity measures to shore up their public finances
 - Interest rates climbed to double-digit levels
 - Severe recessions resulted, despite assurances from the ECB to help
 - Unemployment rates rose to double-digits (25% in Spain)
- Will the euro survive?

Chapter Summary

- What Is a Financial Crisis?: We revisited the ideas of embodied in agency theory as a framework to examine what a financial crisis is.
- Dynamics of Financial Crises in Advanced Economies: We examined the stages of a crisis in an advanced economy. We further examined the 2007–2009 U.S. Financial Crisis.

Copyright



This work is protected by United States copyright laws and is provided solely for the use of instructors in teaching their courses and assessing student learning. Dissemination or sale of any part of this work (including on the World Wide Web) will destroy the integrity of the work and is not permitted. The work and materials from it should never be made available to students except by instructors using the accompanying text in their classes. All recipients of this work are expected to abide by these restrictions and to honor the intended pedagogical purposes and the needs of other instructors who rely on these materials.